

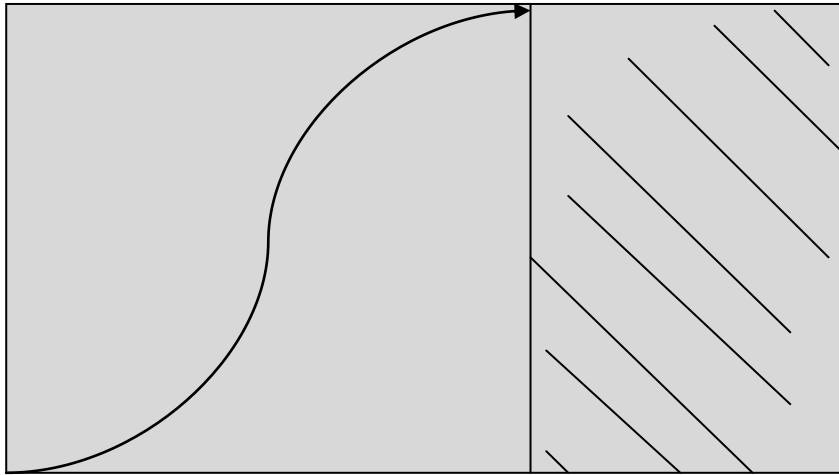
## Sit, Socks, sit! – Book 12 – LEVEL 0

**Activity 2:** Make enough photocopies for all the learners to do the following activity. The learners will need assistance with the activity, but this will teach them to listen and follow instructions as well as practise their fine motor skills and planning skills.

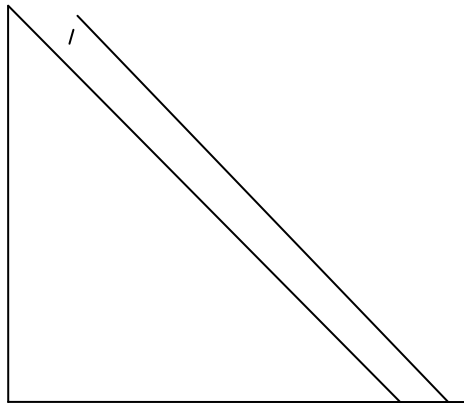
Fold an A4 page as follows:

Fold one corner of the page in the direction of the arrow.


Cut away the excess paper as shown.



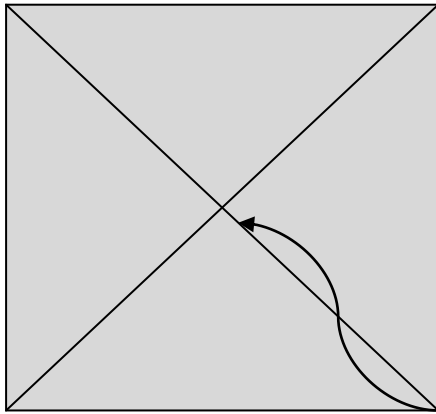
- Open the square all the way.
- Fold the other corner into the opposite corner to form a triangle.



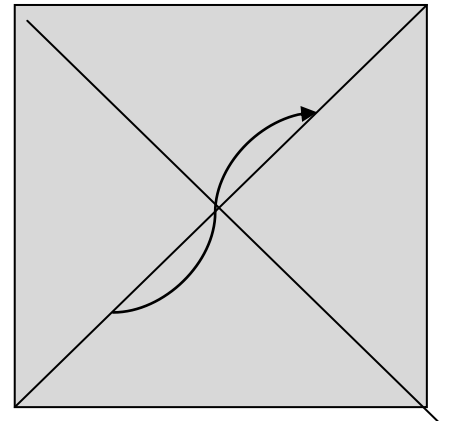
- Open the square to see the cross folded from corner to corner.



Fold the one corner of the square towards the middle of the X as shown here.



- Do this to all the corners so that you have a smaller square.
- Turn the square over as shown below.
- Fold the corners again towards the middle X as shown below.



- Now open all the corners so that you can fit your fingers into the pockets.



- You can write a number or colour on each corner.
- Now play by opening and closing the corners with your fingers while spelling the colour or counting the number as indicated on the flap.
- You can play this game with a friend.